

## YANMAR FT4 GENERATORS

ENGINE	REGULATION	CYLINDERS	BORE	STROKE	DISPLACEMENT L/in <sup>3</sup>	COMBUSTION TYPE	ASPIRATION	GOVERNOR TYPE	OIL PAN CAPACITY (L)	ELECTRICAL SYSTEM	FUEL SYSTEM	COOLING SYSTEM	FLYWHEEL	FLYWHEEL HOUSING	GROSS RATED OUTPUT kW	GROSS CONTINUOUS OUTPUT kW	RATED SPEED	WEIGHT KG/LBS
3TNM74F-NGGE	FT4	3	74mm	77mm	.99 / 61	Indirect Injection	Natural	Mechanical	2.9	12V-40A	Inline MC Fuel Injection Pump	Water Pump Belt Driven	SAE 6.5	SAE 5	8.8	7.9	1800	110 / 243
3TNM74F-NHGE	FT4	3	74mm	77mm	.99 / 61	Indirect Injection	Natural	Mechanical	3.4	12V-40A	Inline MC Fuel Injection Pump	Water Pump Belt Driven	SAE 6.5	SAE 5	17.8	15.9	3600	110 / 243
3TNV80F-NGGE	FT4	3	80mm	84mm	1.26 / 77	Indirect Injection	Natural	Mechanical	3.4	12V-40A	Inline ML Fuel Injection Pump	Water Pump Belt Driven	SAE 7.5	SAE 5	10.7	9.7	1800	130 / 287
3TNV88F-UGGE	FT4	3	88mm	90mm	1.64 / 100	Direct Injection	Natural	Mechanical	6.7	12V-40A	Distributor Type MP2 Fuel Injection Pump	Water Pump Belt Driven	SAE 7.5	SAE 4	15.7	14.3	1800	158 / 348
4TNV86CT-GGE	FT4	4	86mm	90mm	2.09 / 128	Direct Injection	Turbo Charged	Electronic	7.4	12V-40A	Common Rail Fuel Injection	Water Pump Belt Driven	SAE 7.5	SAE 4	27.7	25.2	1800	235 / 518
4TNV98C-GGE	FT4	4	98mm	110mm	3.32 / 203	Direct Injection	Natural	Electronic	10.5	12V-40A	Common Rail Fuel Injection	Water Pump Belt Driven	SAE 11.5	SAE 3	41.5	37.7	1800	290 / 639
4TNV98CT-GGE	FT4	4	98mm	110mm	3.32 / 203	Direct Injection	Turbo Charged	Electronic	10.5	12V-40A	Common Rail Fuel Injection	Water Pump Belt Driven	SAE 11.5	SAE 3	51.0	46.4	1800	300 / 661

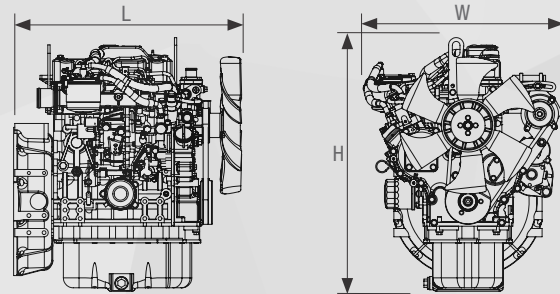
## EMERGENCY STATIONARY

STATES & LOCAL AREAS MAY HAVE ADDITIONAL REQUIREMENTS FOR EMERGENCY STATIONARY ENGINES.  
\*NOT PERMITTED FOR USE IN CALIFORNIA

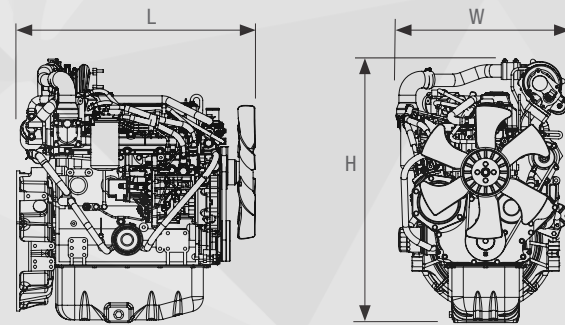
ENGINE	REGULATION	CYLINDERS	BORE	STROKE	DISPLACEMENT L/in <sup>3</sup>	COMBUSTION TYPE	ASPIRATION	GOVERNOR TYPE	OIL PAN CAPACITY (L)	ELECTRICAL SYSTEM	FUEL SYSTEM	COOLING SYSTEM	FLYWHEEL	FLYWHEEL HOUSING	GROSS RATED OUTPUT kW	GROSS CONTINUOUS OUTPUT kW	RATED SPEED	WEIGHT KG/LBS
4TNV84T-BGGES	EPA Emergency Stationary	4	84mm	90mm	1.99 / 121	Direct Injection	Turbo Charged	Mechanical	7.4	12V-40A	Distributor Type MP2 Fuel Injection Pump	Water Pump Belt Driven	SAE 7.5	SAE 4	27.7	24.9	1800	180 / 396
4TNV88-BGGES	EPA Emergency Stationary	4	88mm	90mm	2.19 / 133	Direct Injection	Natural	Mechanical	7.4	12V-40A	Distributor Type MP2 Fuel Injection Pump	Water Pump Belt Driven	SAE 7.5	SAE 4	22.5	20.3	1800	175 / 385
4TNV98-ZGGES*	EPA Emergency Stationary	4	98mm	110mm	3.32 / 203	Direct Injection	Natural	Eco Gov	10.5	12V-40A	Distributor Type YPD-MP4	Water Pump Belt Driven	SAE 11.5	SAE 3	42.4	38.2	1800	245 / 540
4TNV98T-ZGGES*	EPA Emergency Stationary	4	98mm	110mm	3.32 / 203	Direct Injection	Turbo Charged	Eco Gov	11.2	12V-40A	Distributor Type YPD-MP4	Water Pump Belt Driven	SAE 11.5	SAE 3	50.9	45.8	1800	275 / 606

## EPA MARINE TIER 3

ENGINE	REGULATION	CYLINDERS	BORE	STROKE	DISPLACEMENT L/in <sup>3</sup>	COMBUSTION TYPE	ASPIRATION	GOVERNOR TYPE	OIL PAN CAPACITY (L)	ELECTRICAL SYSTEM	FUEL SYSTEM	COOLING SYSTEM	FLYWHEEL	FLYWHEEL HOUSING	GROSS RATED OUTPUT kW	GROSS CONTINUOUS OUTPUT kW	RATED SPEED	WEIGHT KG/LBS
4TNV98T-ZGGM	EPA Marine Tier 3	4	98mm	110mm	3.32 / 203	Direct Injection	Turbo Charged	Eco Gov	11.2	12V-40A	Distributor Type YPD-MP4	Water Pump Belt Driven	SAE 11.5	SAE 3	50.9	45.8	1800	275 / 606



GGE SERIES OVER 19kW	WIDTH		LENGTH		HEIGHT	
	mm	in	mm	in	mm	in
4TNV86CT-GGE	598	23.5	892	35.1	742	29.2
4TNV98C-GGE	632	24.9	944	37.2	809	31.9
4TNV98CT-GGE	632	24.9	944	37.2	809	31.9

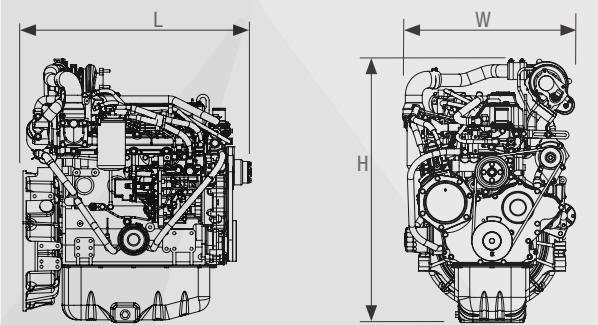
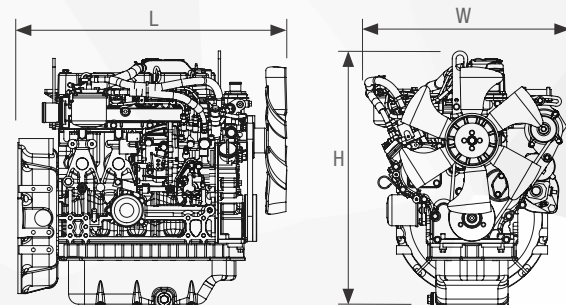


EMERGENCY STATIONARY TURBO	WIDTH		LENGTH		HEIGHT	
	mm	in	mm	in	mm	in
4TNV84T-BGGES	520	20.5	694	27.3	710	28.0
4TNV98T-ZGGES*	550	21.7	763	30.0	849	33.4

\*NOT PERMITTED FOR USE IN CALIFORNIA

EMERGENCY STATIONARY	WIDTH		LENGTH		HEIGHT	
	mm	in	mm	in	mm	in
4TNV88-BGGES	519	20.4	694	27.3	662	26.1
4TNV98-ZGGES*	550	21.7	763	30.0	742	29.2

\*NOT PERMITTED FOR USE IN CALIFORNIA



MARINE	WIDTH		LENGTH		HEIGHT	
	mm	in	mm	in	mm	in
4TNV98T-ZGGM	554	21.8	717	28.2	849	33.4

GGE SERIES UNDER 19kW	WIDTH		LENGTH		HEIGHT	
	mm	in	mm	in	mm	in
3TNM74F-NGGE	422	16.6	556	21.9	545	21.5
3TNM74F-NHGE	422	16.6	556	21.9	568	22.4
3TNV80F-NGGE	442	17.4	567	22.3	574	22.6
3TNV88F-UGGE	524	20.6	600	23.6	667	26.2

